

Zener Diodes



FEATURES

- High reliability
- Voltage range 10 V to 270 V
- Fits onto 5 mm SMD footpads
- Wave and reflow solderable
- AEC-Q101 qualified
- Compliant to RoHS Directive 2002/95/EC and in accordance to WEEE 2002/96/EC


RoHS
COMPLIANT

APPLICATIONS

- Voltage stabilization

PRIMARY CHARACTERISTICS		
PARAMETER	VALUE	UNIT
V _Z range nom.	10 to 270	V
Test current I _{ZT}	2 to 50	mA
V _Z specification	Pulse current	
Int. construction	Single	

ORDERING INFORMATION			
DEVICE NAME	ORDERING CODE	TAPED UNITS PER REEL	MINIMUM ORDER QUANTITY
BZG03C-series	BZG03C-series-TR	1500 (7" reel)	
BZG03C-series	BZG03C-series-TR3	6000 (13" reel)	6000/box

PACKAGE				
PACKAGE NAME	WEIGHT	MOLDING COMPOUND FLAMMABILITY RATING	MOISTURE SENSITIVITY LEVEL	SOLDERING CONDITIONS
DO-214AC	77 mg	UL 94 V-0	MSL level 1 (according J-STD-020)	260 °C/10 s at terminals

ABSOLUTE MAXIMUM RATINGS (T _{amb} = 25 °C, unless otherwise specified)				
PARAMETER	TEST CONDITION	SYMBOL	VALUE	UNIT
Power dissipation	R _{thJA} < 25 K/W, T _{amb} = 100 °C	P _{tot}	3000	mW
	R _{thJA} < 100 K/W, T _{amb} = 50 °C	P _{tot}	1250	mW
Non repetitive peak surge power dissipation	t _p = 100 μs sq.pulse, T _j = 25 °C prior to surge	P _{ZSM}	600	W
Junction to lead		R _{thJL}	25	K/W
Junction to ambient air	Mounted on epoxy-glass hard tissue, fig. 1b	R _{thJA}	150	K/W
	Mounted on epoxy-glass hard tissue, fig. 1b	R _{thJA}	125	K/W
	Mounted on Al-oxid-ceramic (Al ₂ O ₃), fig. 1b	R _{thJA}	100	K/W
Junction temperature		T _j	150	°C
Storage temperature range		T _{stg}	- 65 to + 150	°C
Forward voltage (max.)	I _F = 0.5 A	V _F	1.2	V



ELECTRICAL CHARACTERISTICS ($T_{amb} = 25\text{ }^{\circ}\text{C}$, unless otherwise specified)										
PART NUMBER	ZENER VOLTAGE RANGE			TEST CURRENT	REVERSE LEAKAGE CURRENT		DYNAMIC RESISTANCE		TEMPERATURE COEFFICIENT OF ZENER VOLTAGE	
	V_Z at I_{ZT1}			I_{ZT1}	I_R at V_R		Z_Z at I_{ZT1}		TK_{VZ} at I_{ZT1}	
	V			mA	μA	V	Ω		%K	
	MIN.	NOM.	MAX.		MAX.		TYP.	MAX.	MIN.	MAX.
BZG03C10	9.4	10	10.6	50	10	7.5	2	4	0.05	0.09
BZG03C11	10.4	11	11.6	50	4	8.2	4	7	0.05	0.1
BZG03C12	11.4	12	12.7	50	3	9.1	4	7	0.05	0.1
BZG03C13	12.4	13	14.1	50	2	10	5	10	0.05	0.1
BZG03C15	13.8	15	15.6	50	1	11	5	10	0.05	0.1
BZG03C16	15.3	16	17.1	25	1	12	6	15	0.06	0.11
BZG03C18	16.8	18	19.1	25	1	13	6	15	0.06	0.11
BZG03C20	18.8	20	21.2	25	1	15	6	15	0.06	0.11
BZG03C22	20.8	22	23.3	25	1	16	6	15	0.06	0.11
BZG03C24	22.8	24	25.6	25	1	18	7	15	0.06	0.11
BZG03C27	25.1	27	28.9	25	1	20	7	15	0.06	0.11
BZG03C30	28	30	32	25	1	22	8	15	0.06	0.11
BZG03C33	31	33	35	25	1	24	8	15	0.06	0.11
BZG03C36	34	36	38	10	1	27	21	40	0.06	0.11
BZG03C39	37	39	41	10	1	30	21	40	0.06	0.11
BZG03C43	40	43	46	10	1	33	24	45	0.07	0.12
BZG03C47	44	47	50	10	1	36	24	45	0.07	0.12
BZG03C51	48	51	54	10	1	39	25	60	0.07	0.12
BZG03C56	52	56	60	10	1	43	25	60	0.07	0.12
BZG03C62	58	62	66	10	1	47	25	80	0.08	0.13
BZG03C68	64	68	72	10	1	51	25	80	0.08	0.13
BZG03C75	70	75	79	10	1	56	30	100	0.08	0.13
BZG03C82	77	82	87	10	1	62	30	100	0.08	0.13
BZG03C91	85	91	96	5	1	68	60	200	0.09	0.13
BZG03C100	94	100	106	5	1	75	60	200	0.09	0.13
BZG03C110	104	110	116	5	1	82	80	250	0.09	0.13
BZG03C120	114	120	127	5	1	91	80	250	0.09	0.13
BZG03C130	124	130	141	5	1	100	110	300	0.09	0.13
BZG03C150	138	150	156	5	1	110	130	300	0.09	0.13
BZG03C160	158	160	171	5	1	120	150	350	0.09	0.13
BZG03C180	168	180	191	5	1	130	180	400	0.09	0.13
BZG03C200	188	200	212	5	1	150	200	500	0.09	0.13
BZG03C220	208	220	233	2	1	160	350	750	0.09	0.13
BZG03C240	228	240	256	2	1	180	400	850	0.09	0.13
BZG03C270	251	270	289	2	1	200	450	1000	0.09	0.13

BASIC CHARACTERISTICS ($T_{amb} = 25\text{ }^{\circ}\text{C}$, unless otherwise specified)

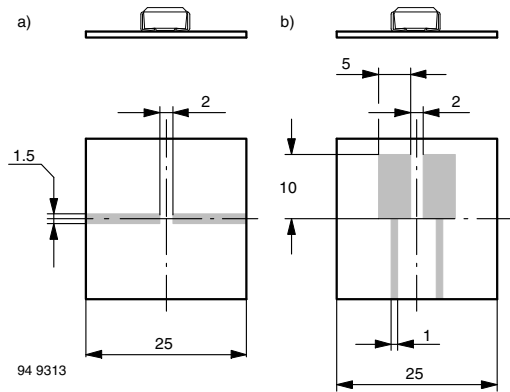


Fig. 1 - Boards for R_{thJA} Definition (Copper Overlay $35\text{ }\mu$)

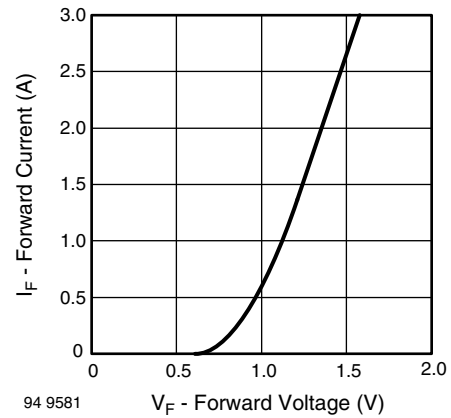


Fig. 3 - Forward Current vs. Forward Voltage

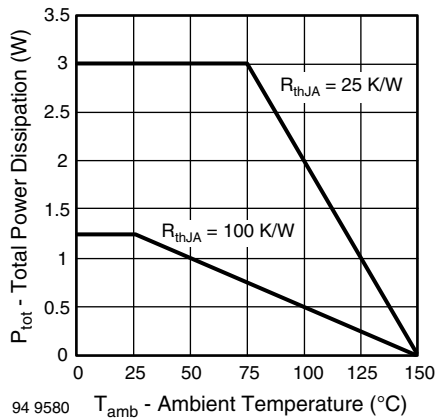


Fig. 2 - Total Power Dissipation vs. Ambient Temperature

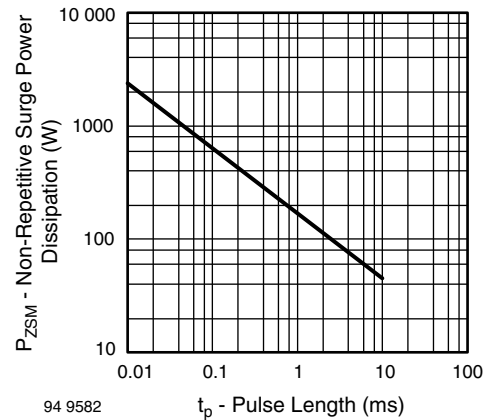


Fig. 4 - Non Repetitive Surge Power Dissipation vs. Pulse Length

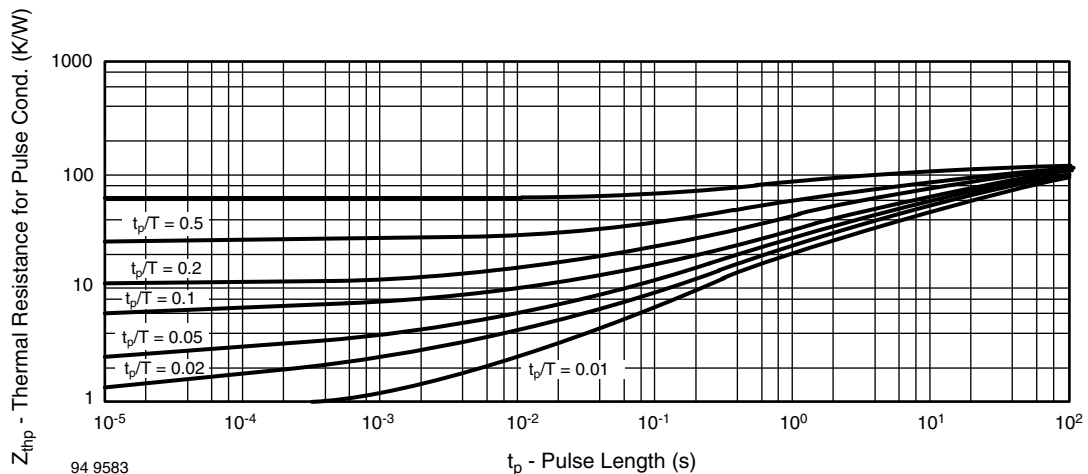
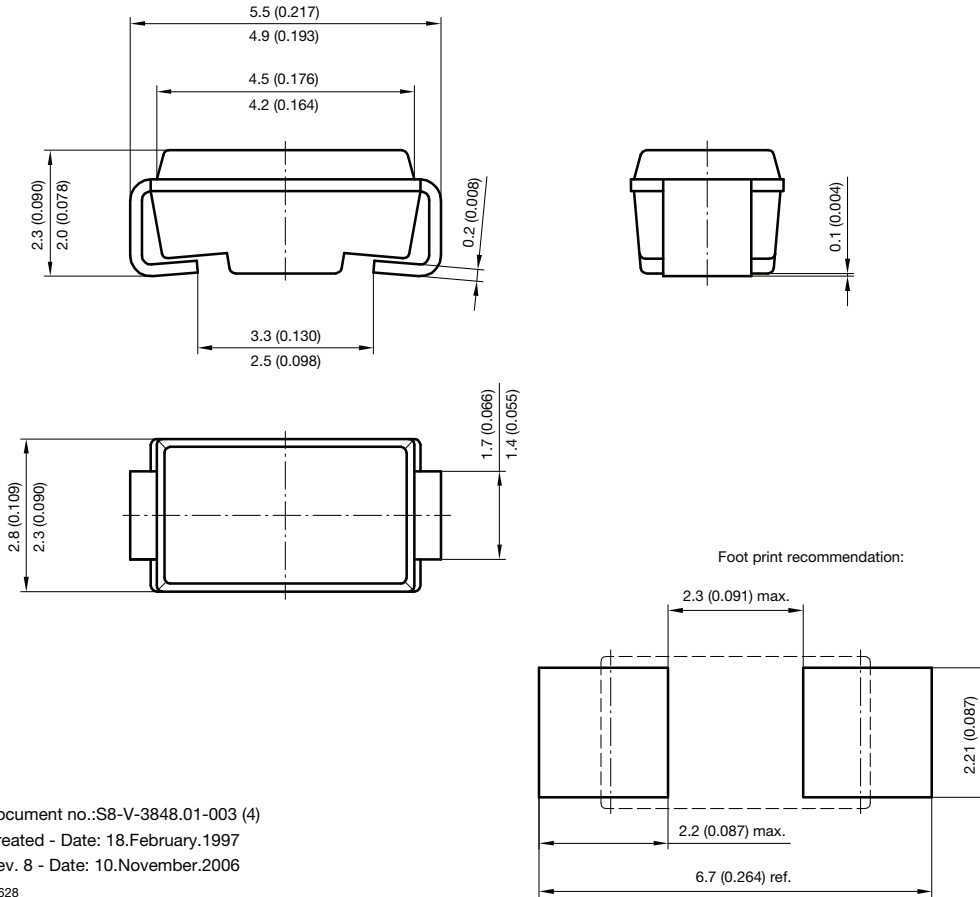


Fig. 5 - Thermal Response



PACKAGE DIMENSIONS in millimeters (inches): **DO-214AC**



Document no.:S8-V-3848.01-003 (4)
Created - Date: 18.February.1997
Rev. 8 - Date: 10.November.2006
19628



Disclaimer

ALL PRODUCT, PRODUCT SPECIFICATIONS AND DATA ARE SUBJECT TO CHANGE WITHOUT NOTICE TO IMPROVE RELIABILITY, FUNCTION OR DESIGN OR OTHERWISE.

Vishay Intertechnology, Inc., its affiliates, agents, and employees, and all persons acting on its or their behalf (collectively, "Vishay"), disclaim any and all liability for any errors, inaccuracies or incompleteness contained in any datasheet or in any other disclosure relating to any product.

Vishay makes no warranty, representation or guarantee regarding the suitability of the products for any particular purpose or the continuing production of any product. To the maximum extent permitted by applicable law, Vishay disclaims (i) any and all liability arising out of the application or use of any product, (ii) any and all liability, including without limitation special, consequential or incidental damages, and (iii) any and all implied warranties, including warranties of fitness for particular purpose, non-infringement and merchantability.

Statements regarding the suitability of products for certain types of applications are based on Vishay's knowledge of typical requirements that are often placed on Vishay products in generic applications. Such statements are not binding statements about the suitability of products for a particular application. It is the customer's responsibility to validate that a particular product with the properties described in the product specification is suitable for use in a particular application. Parameters provided in datasheets and/or specifications may vary in different applications and performance may vary over time. All operating parameters, including typical parameters, must be validated for each customer application by the customer's technical experts. Product specifications do not expand or otherwise modify Vishay's terms and conditions of purchase, including but not limited to the warranty expressed therein.

Except as expressly indicated in writing, Vishay products are not designed for use in medical, life-saving, or life-sustaining applications or for any other application in which the failure of the Vishay product could result in personal injury or death. Customers using or selling Vishay products not expressly indicated for use in such applications do so at their own risk and agree to fully indemnify and hold Vishay and its distributors harmless from and against any and all claims, liabilities, expenses and damages arising or resulting in connection with such use or sale, including attorneys fees, even if such claim alleges that Vishay or its distributor was negligent regarding the design or manufacture of the part. Please contact authorized Vishay personnel to obtain written terms and conditions regarding products designed for such applications.

No license, express or implied, by estoppel or otherwise, to any intellectual property rights is granted by this document or by any conduct of Vishay. Product names and markings noted herein may be trademarks of their respective owners.

Material Category Policy

Vishay Intertechnology, Inc. hereby certifies that all its products that are identified as RoHS-Compliant fulfill the definitions and restrictions defined under Directive 2011/65/EU of The European Parliament and of the Council of June 8, 2011 on the restriction of the use of certain hazardous substances in electrical and electronic equipment (EEE) - recast, unless otherwise specified as non-compliant.

Please note that some Vishay documentation may still make reference to RoHS Directive 2002/95/EC. We confirm that all the products identified as being compliant to Directive 2002/95/EC conform to Directive 2011/65/EU.

Authorized Distributor

Click to View Pricing, Inventory, Delivery & Lifecycle Information:

Vishay:

[BZG03C150TR](#) [BZG03C10TR3](#) [BZG03C150TR3](#) [BZG03C18TR3](#) [BZG03C33TR3](#) [BZG03C82TR](#) [BZG03C15TR](#)
[BZG03C12TR](#) [BZG03C18TR](#) [BZG03C10TR](#) [BZG03C180TR](#) [BZG03C200TR](#) [BZG03C43TR](#) [BZG03C100TR](#)
[BZG03C11TR](#) [BZG03C110TR](#) [BZG03C120TR](#) [BZG03C13TR](#) [BZG03C130TR](#) [BZG03C16TR](#) [BZG03C160TR](#)
[BZG03C20TR](#) [BZG03C22TR](#) [BZG03C220TR](#) [BZG03C24TR](#) [BZG03C240TR](#) [BZG03C27TR](#) [BZG03C270TR](#)
[BZG03C30TR](#) [BZG03C33TR](#) [BZG03C36TR](#) [BZG03C39TR](#) [BZG03C47TR](#) [BZG03C51TR](#) [BZG03C56TR](#)
[BZG03C62TR](#) [BZG03C68TR](#) [BZG03C75TR](#) [BZG03C91TR](#) [BZG03C100TR3](#) [BZG03C11TR3](#) [BZG03C110TR3](#)
[BZG03C12TR3](#) [BZG03C120TR3](#) [BZG03C13TR3](#) [BZG03C130TR3](#) [BZG03C15TR3](#) [BZG03C16TR3](#) [BZG03C160TR3](#)
[BZG03C180TR3](#) [BZG03C20TR3](#) [BZG03C200TR3](#) [BZG03C22TR3](#) [BZG03C220TR3](#) [BZG03C24TR3](#)
[BZG03C240TR3](#) [BZG03C27TR3](#) [BZG03C270TR3](#) [BZG03C30TR3](#) [BZG03C36TR3](#) [BZG03C39TR3](#) [BZG03C43TR3](#)
[BZG03C47TR3](#) [BZG03C51TR3](#) [BZG03C56TR3](#) [BZG03C62TR3](#) [BZG03C68TR3](#) [BZG03C75TR3](#) [BZG03C82TR3](#)
[BZG03C91TR3](#)