


# RS8 SERIES

## SINGLE-PHASE SILICON BRIDGE



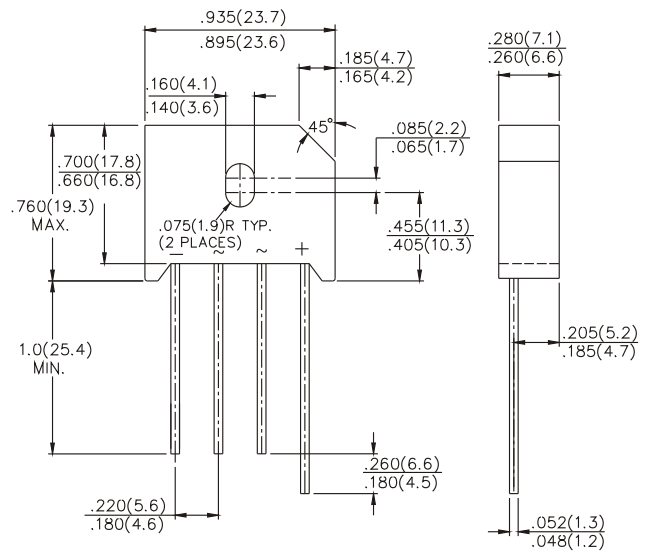
**CHENG-YI  
ELECTRONIC**



### FEATURES

- Ideal for printed circuit board
- Reliable low cost construction utilizing molded plastic technique
- Plastic material has underwriters laboratory Flammability Classification 94V-0
- Surge overload rating: 300 amperes peak
- Mounting Torque: 5 In. lb. max
- UL recognized file # E149311

VOLTAGE RANGE  
50 TO 1000 VOLTS  
CURRENT  
8.0 Amperes



Dimensions in inches and (millimeters)

### MAXIMUM RATINGS AND ELECTRICAL CHARACTERISTICS

Ratings at 25°C ambient temperature unless otherwise specified.

Resistive or inductive load, 60 Hz. For capacitive load, derate current by 20%.

		RS8005	RS801	RS802	RS804	RS806	RS808	RS810	UNITS
Maximum Recurrent Peak Reverse Voltage	$V_{RRM}$	50	100	200	400	600	800	1000	V
Maximum RMS Bridge Input Voltage	$V_{RMS}$	35	70	140	280	420	560	700	V
Maximum DC Blocking Voltage	$V_{DC}$	60	100	200	400	600	800	1000	V
Maximum Average Forward Output Current	$V_{(AV)}$	8.0							A
		8.0							A
Peak Forward Surge Current 8.3 ms single half sine-wave superimposed on rated load	$I_{FSM}$	200							A
Maximum DC Forward Voltage drop per element at 4.0A DC	$V_F$	1							V
Maximum DC Reverse Current at rated DC Blocking Voltage Per Element	$I_R$	10							$\mu A$
		1							mA
Maximum Thermal Resistance (Note)	$R \theta_{JC}$	4.7							°C/W
Operating Temperature Range	$T_J$	-55 to +125							°C
Storage Temperature Range	$T_{STG}$	-55 to +150							°C

# RS8 SERIES

## SINGLE-PHASE SILICON BRIDGE



**CHENG-YI  
ELECTRONIC**

### RATING AND CHARACTERISTICS CURVES RS8 SERIES

Fig.1 - DERATING CURVE  
OUTPUT RECTIFIED CURRENT

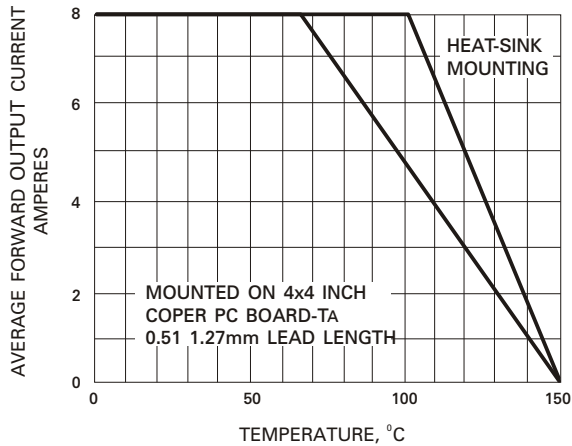


Fig.2 - TYPICAL INSTANTANEOUS FORWARD CHARACTERISTICS

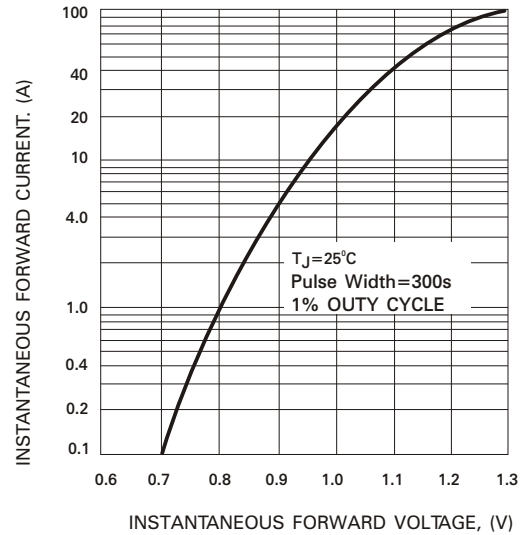


Fig.3 - MAXIMUM NON-REPETITIVE PEAK FORWARD SURGE CURRENT

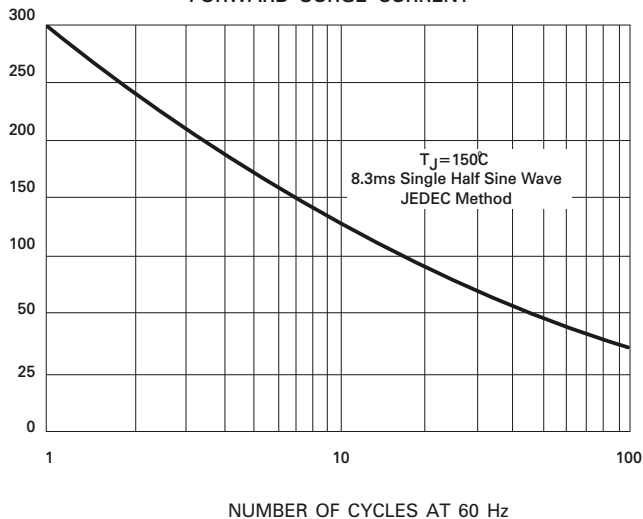


Fig.4 - TYPICAL REVERSE CHARACTERISTICS

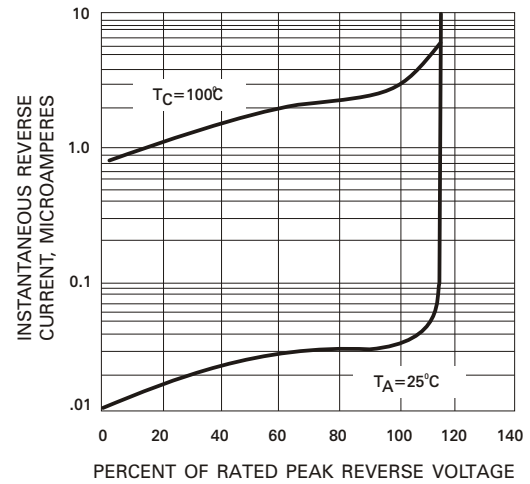


Fig.5 - TYPICAL JUNCTION CAPACITANCE PER ELEMENT

